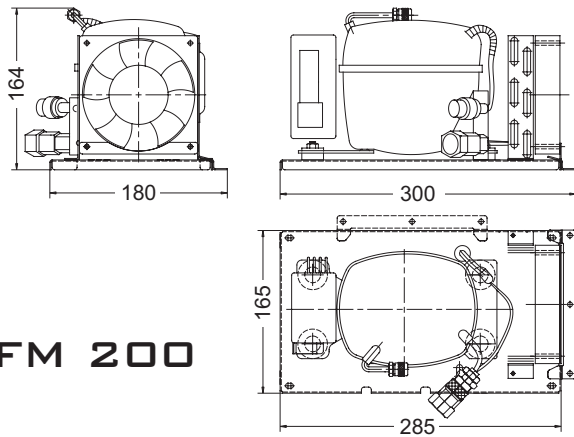
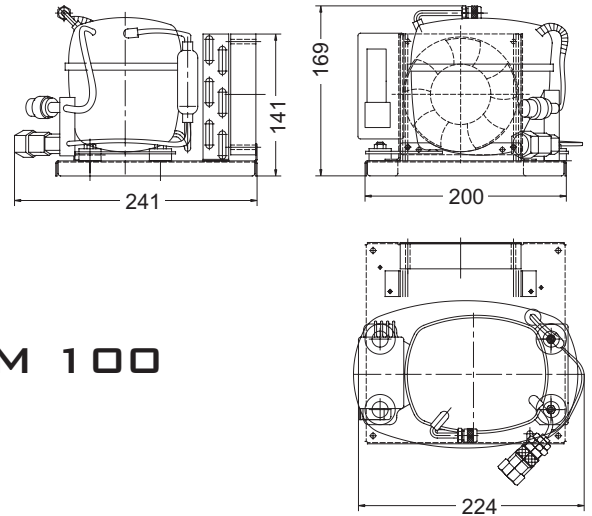


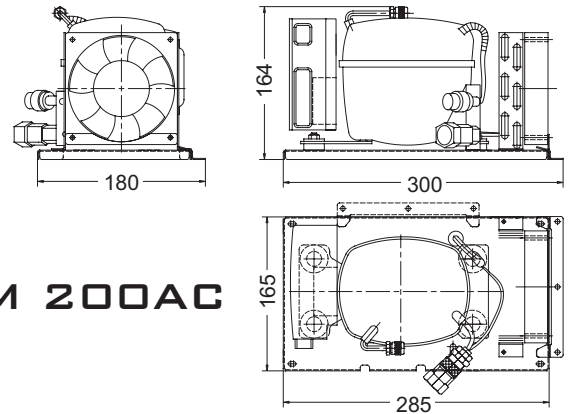
REFRIGERAZIONE IN CORRENTE CONTINUA



FM 200



FM 100



FM 200AC

CARATTERISTICHE TECNICHE

	FM 100	FM 200	FM 200AC
COD.	E52270	E52375	E20035AC
Tensione alimentazione	12 - 24 vdc	12 - 24 vdc	12 - 24 vdc / 115 - 230 vac
Per frigor fino a litri	100	200	200
Velocità compressore PRM	2000	2500	2500
Capacità (+55°/-15°C CECOMAF) Btu/h (condizioni ASHRAE +54,4°C/-15°C)	149 (184)	186 (230)	186 (230)
Consumo in Amp	2,8	3,7	3,7
Consumo in W	33,6	44,1	44,1
Peso	5,5	6	6
Peso imballato	6	6,5	6,5

EVAPORATORI MONOTUBO

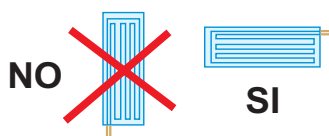
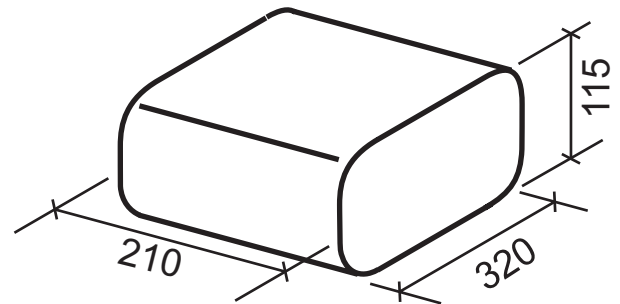
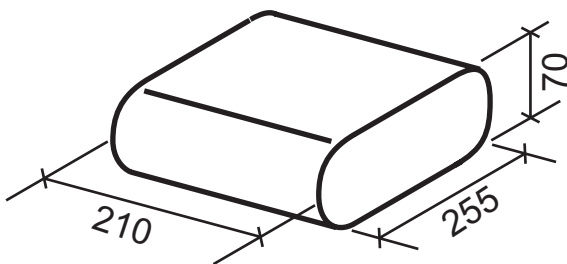
Descrizione	Codice Articolo
EVAPORATORE 130F STESO MONOTUBO ALL.	E52255
EVAPORATORE 130H ORIZZ. MONOTUBO S.T. 134a	E52470

Descrizione	Codice Articolo
EVAPORATORE 160F STESO MONOTUBO ALL.	E52480
EVAPORATORE 160H ORIZZ. MONOTUBO S. T. 134a	E52475

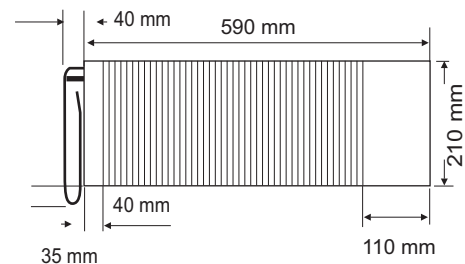
Mod. 130 H



Mod. 160 H



Mod. 130F



Mod. 160 F

