

THE MOST EFFICIENT UNIT FOR CONVERTING AN ICEBOX OR INSULATED CAVITY INTO A GOOD REFRIGERATOR.

D.C. REFRIGERATION

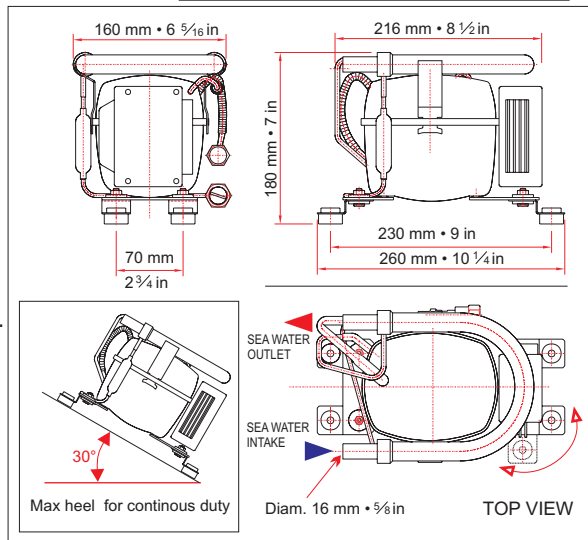
FRIGOMATIC W35F W50F



W 35 F Part N. E50045X
W 50 F Part N. E51970

- Water cooling with pump saves more than 20% compared to air cooling.
- Self priming pump reliable and very quiet.
- Protected against lack of cooling water.
- Danfoss compressor of the latest generation with electrical consumption 25% lower compared to other compressor concepts.
- Extremely compact dimensions.
- Maximum efficiency.
- Precharged system equipped with Frigoboat self sealing couplings.
- Configuration with evaporators for fridges up to 350 litres (12 cu.ft.) and freezers up to 80 litres (2.8 cu.ft.).
- Version with holding plate for fridges up to 160 litres.
- Automatic battery protection.
- Optional 230V automatic mains adaptor.

-25%



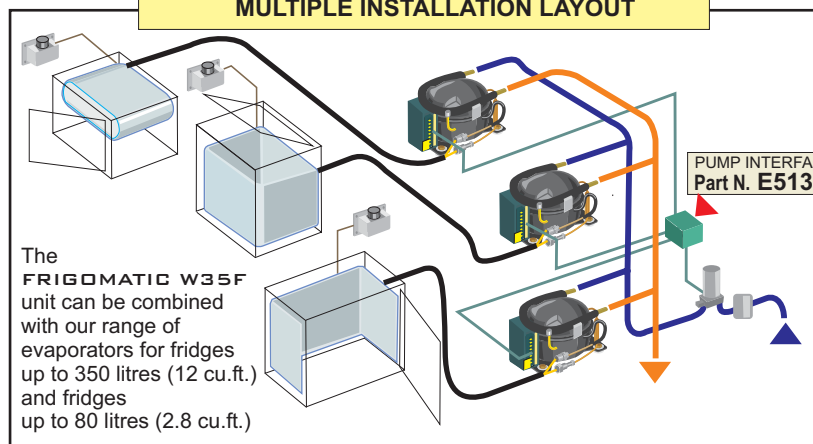
Automatically runs on either 12 or 24 Volts

W 35 F particularly suggested for multiple installations.



R1441 17/03/04

MULTIPLE INSTALLATION LAYOUT



D.C. REFRIGERATION

FRIGOMATIC W35F W50F

SYSTEM CONFIGURATION

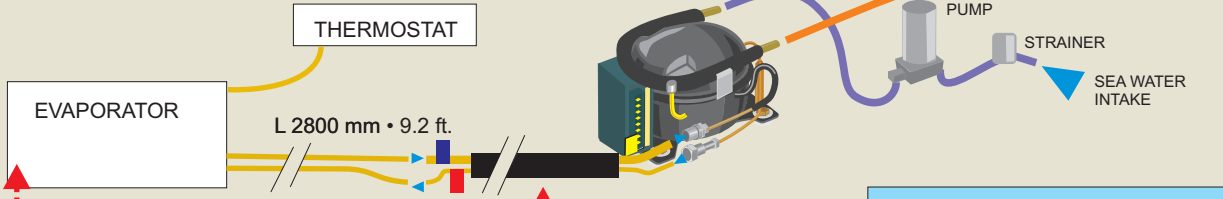
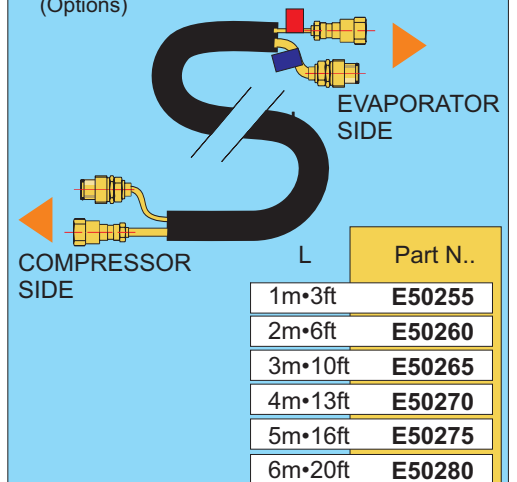


TABLE OF EVAPORATOR COMPATIBILITY

EVAPORATOR MODEL	Part N.	MAXIMUM CAPACITY LITRES/cu.ft.		DIMENSIONS (mm•in)				
		FRIDGE	RPM*	FREEZER	RPM*	WIDTH	DEPTH	HEIGHT
CAPRI 50 F								
130H	E50065	120•4.2	2500	50•1.8	3000	255•10	210•8.26	70•2.75
160H	E50090	160•5.6	2500	60•2.1	3000	320•12.6	210•8.26	115•4.52
80F	E50881	80•2.8	2000	----	----	330•13	-----	245•9.65
130F	E50085	160•5.6	2500	60•2.1	3000	590•23.22	-----	210•8.26
160F	E50095	180•6.3	2500	70•2.5	3500	805•31.7	-----	210•8.26
200H	E50070	200•7	3000	80•2.8	3500	360•14.17	270•10.63	150•5.9
200F	E50075	240•8.5	3000	80•2.8	3500	1020•40.15	-----	270•10.63
200B	E50100	220•7.8	3000	80•2.8	3500	325•12.8	245•9.65	270•10.63
340B	E50105	340•12	3500	80•2.8	3500	380•15	150•5.9	290•11.41

*RPM = SUGGESTED COMPRESSOR SPEED

PRECHARGED EXTENSIONS (Options)



Automatic mains adaptor 230 V **E51305**

Vertical ice tray **A090900**

TECHNICAL CHARACTERISTICS

	35F	50F	35F	50F	35F	50F	35F	50F
Compressor speed RPM	2000	2000	2500	2500	3000	3000	3500	3500
Capacity (+45°/-15°C) Btu/h	326	369	406	472	471	560	540	650
Consumption in Amp (12V)	3 A	4 A	3,4 A	4,7 A	3,9 A	5,7 A	4,6 A	6,8 A
Consumption in W	31 W	45 W	40 W	56 W	47 W	66 W	56 W	81 W

Weight 5,8 Kg • 12.7 lbs
Shipping weight 6,6 Kg • 14.5 lbs

SUPPLY TOLERANCE

12 V	24 V
10.5 - 17 V	22.8 - 32 V

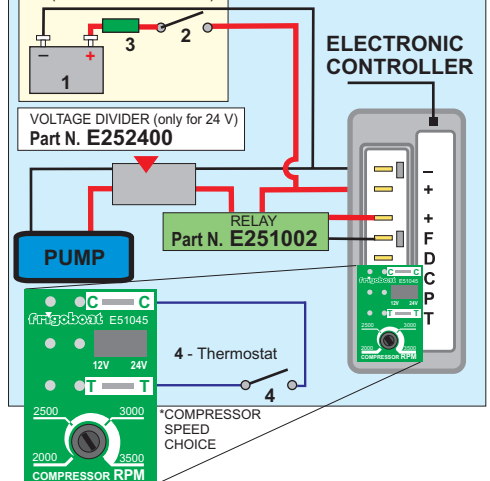
THERMOSTAT



- FRIDGE Part N. **E250500**
- FREEZER Part N. **E250700**
- DOUBLE Part N. **E261300**
- FOR HOLDING PLATES Part N. **A020300**

SHIPS SUPPLY

- Battery
- Isolation switch
- Recommended fuse (12V = 15A - 24V = 8A)



ELECTRICAL CABLES TABLE

Size	mm ² / Awg	max distance			
		12 V		24 V	
2,5	14	2,5	8.2	5	16.4
4	12	4	13.1	8	26.2
6	10	6	19.6	12	39.4
10	8	10	32.8	20	65.6

D.C. REFRIGERATION

COMPRESSORS

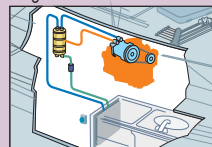
FOR FRIGDES UP TO 3.54 cu.ft	MADRID 35F PARIS 35 F ROMA 35 F	
FOR FRIGDES UP TO 5.6 cu.ft	CAPRI 35 F ELBA 35 F IBIZA 35 F	
FOR FRIGDES UP TO 12 cu.ft	CAPRI 50 F AH-AHL 35F AV 35 F	
FOR FRIGDES UP TO 13.47 cu.ft	W 35F K 35 F	

FOR FRIGDES UP TO 14.13 cu.ft
SUPERFRIGOMATIC K 50 F

FOR FRIGDES UP TO 13.47 cu.ft
W 50F
K 50F

HOLDOVER PLATE SYSTEMS

Engine driven



Series 2000



Holding plates

