




52530 - Series WPS DOUBLE STACK




VERSATILE TWO STAGE SYSTEM

- Under low demand conditions only the primary pump operates delivering 18lpm (4.8 US GPM).
- Under high demand the secondary pump is activated and flow increases. Under maximum demand total current draw is 16 amps (12v) or 8 amps (24v).
- The dual pump configuration offers increased reliability. Should either of the system pumps become inoperable for any reason, the remaining pump will continue to function.

FEATURES

Automatic Two Stage Waste System with Accumulator Tank and Pumpgard Strainer.

- Ideal for pleasure and commercial boats with high demand requirements.
- All units mounted on one board for rapid and easy installation by boatbuilder and boat owner alike
- Self-Priming
- Run dry ability
- Smooth even flow
- Two stage operation
- Internal bladder Accumulator Tank
- Thermal overload protection
- ISO 8846 MARINE (Ignition Protection)
- Connections for 19mm (3/4") hose tail
- Shipping weight per unit 9.5 kg (21 lbs)



Explosion hazard. Do not pump gasoline, solvents, thinners or other flammable liquids. To do so can cause an explosion resulting in injury or death.

INSTALLATION INSTRUCTIONS

The WPS Double Stack System should be fixed securely to a flat surface in any suitable location within the vessel where it remains accessible for routine maintenance. The unit should be installed within the pipework system after the water tank and before the pipeline divides to serve the hot water heater or other outlets. Connect the pipe from the water tank to the pump inlet. Connect the outlet pipework to the discharge on the accumulator tank.

Model No	WPS Model	Voltage	System Cut in Pressure	System Cut out Pressure	Amp DRAW (A) @ 10psi	Maximum System Fuse Size*	Cable Length	Minimum Wire Size
52530-1000	31620-7003 (LP) 31620-7005 (HP)	12V	1.4 bar (20psi)	2.8 bar (40psi)	16	25	Up to 6m	4mm ²
							6 - 11m	6mm ²
							Over 11m	8mm ²
52530-1100	31620-7004 (LP) 31620-7006 (HP)	24V	1.4 bar (20psi)	2.8 bar (40psi)	8	15	Up to 6m	2.5mm ²
							6 - 11m	4mm ²
							Over 11m	6mm ²

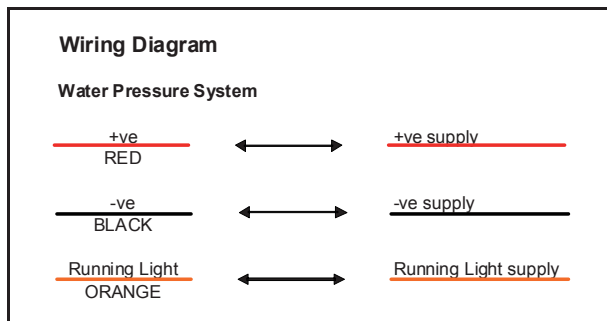
* customer supplied, not included with pump

ELECTRICAL CONNECTIONS

Using the table on the first page select the correct cable size. Cable run is the total length of the cable from the positive battery terminal to the pump and back to the negative terminal.

The connection plug has three cables, one black -ve, two reds, the marked red wire is the +ve power supply cable and the other gives a +ve output to a running light (if fitted) when the pump is running.

The electrical circuit should be protected with an overcurrent protection device in the positive lead.



OPERATIONAL INSTRUCTIONS

- Check level of water in tank
- Open all faucets hot and cold
- Switch pump on and wait for hot water tank and water lines to fill
- Close each faucet as flow becomes steady and free of air (Close cold water faucet first). Pump should shut off soon after closing the last faucet.
- Pump is now ready for automatic operation. It will start when faucet is open.

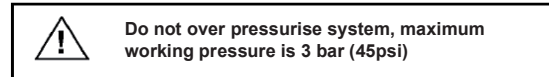
It is advisable to run the pump for 2 minutes on the first installation to flush fresh water through the pump

SERVICING/WINTERISATION

The following points should be noted when servicing or winterising the system:

- Inlet filter should be cleaned periodically
- To re-pressurise the accumulator tank, the pump must be switched off with the outlet taps open. Using an air pump pressurise the tank to 18psi (1.2 bar)
- If pump will be inoperative for a considerable time, turn off circuit to the pump and bleed system by opening faucets.
- When winterising the system, empty the tank and leave the taps open, and switch off the pump.

Please follow instructions in the separate datasheets (water pressure system) for servicing and maintenance of these pumps.



Jabsco Tel: +44 (0) 1992 450 145 Fax: +44 (0) 1992 467 132

UK

Jabsco Tel: +1 978 281 0440 Fax: +1 978 283 2619

USA

NHK Jabsco Co Ltd Tel: +81 (0) 45 475 8906 Fax: +81 (0) 45 475 8908

JAPAN

Jabsco GmbH Tel: +49 (0) 40 53 53 73 0 Fax: +49 (0) 53 53 73 11

GERMANY

Jabsco Marine Italia S.r.l. Tel: +39 039 685 2323 Fax: +39 039 666 307

ITALY

www.jabsco.com