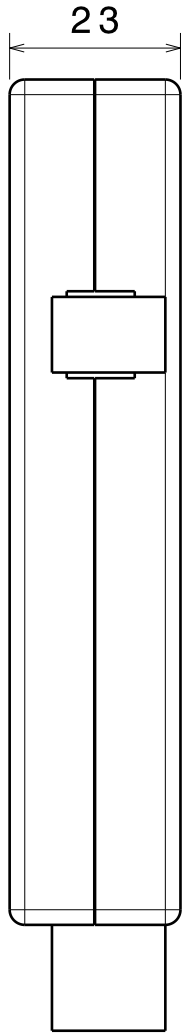
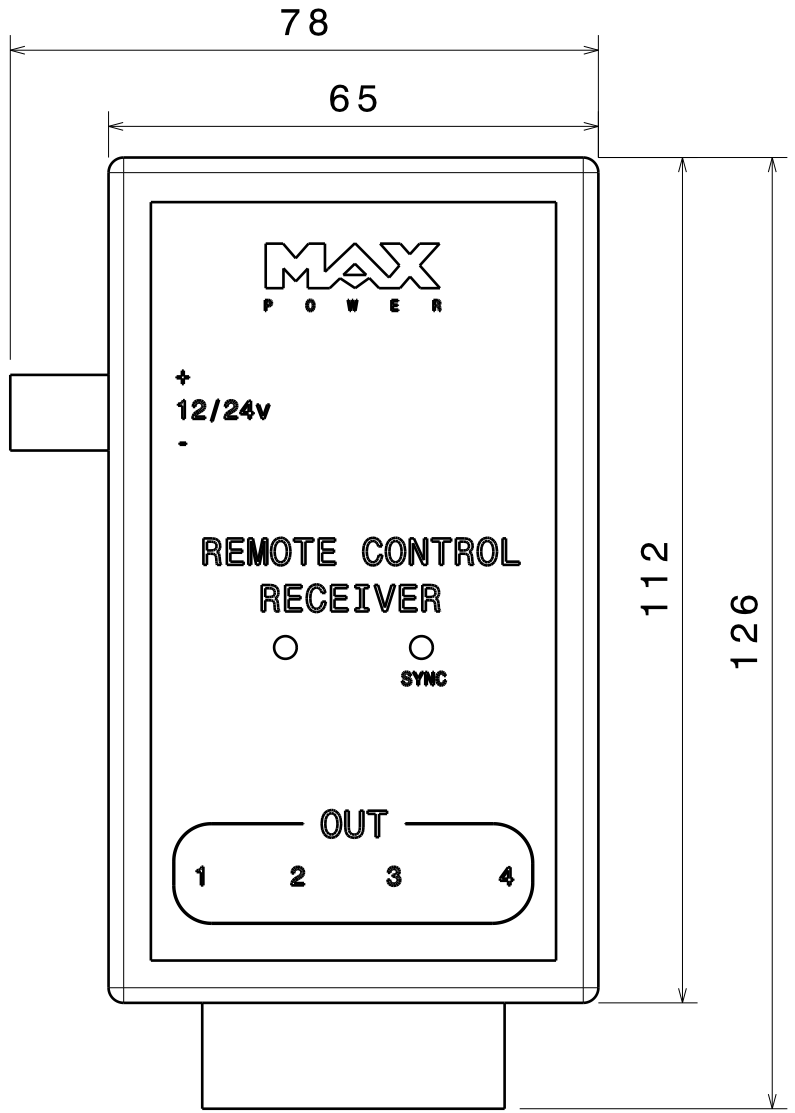

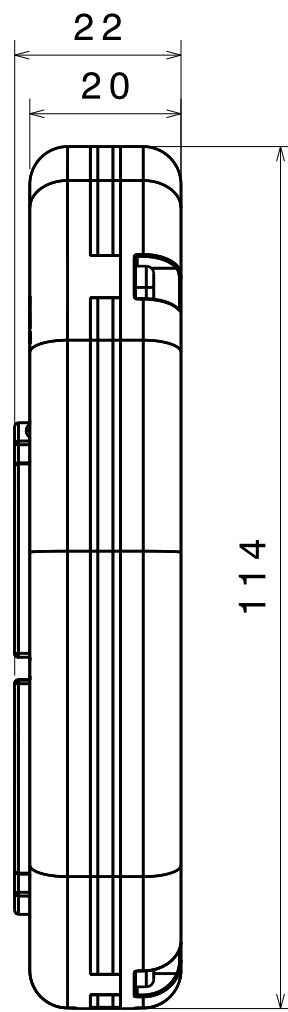


H G F E D C B A

4



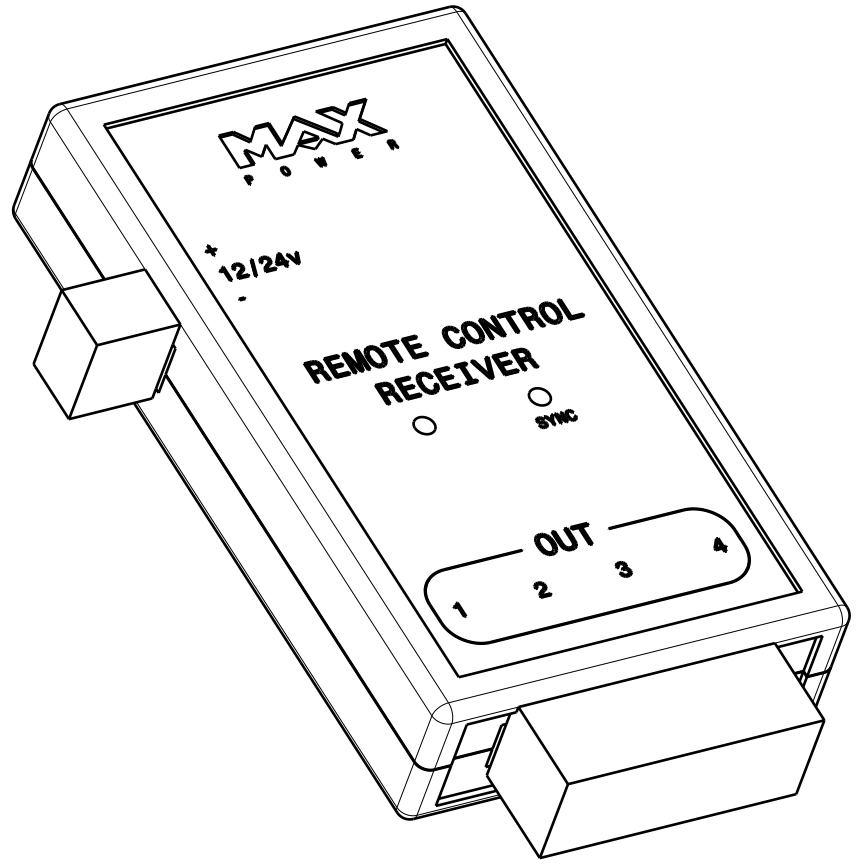
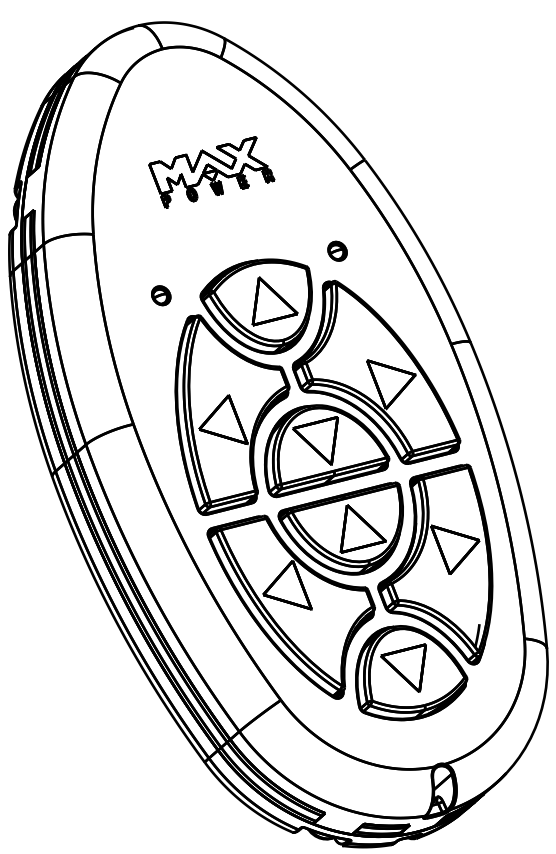
4

3

3

2

2



NOTA :
 Dimensions exprimées en mm
 ! Attention aux modifications d'échelles lors de l'impression !
 NOTES :
 Dimensions in mm
 ! Be careful to scales modifications when printing !

EN CAS DE DOUTE, MERCI DE NOUS CONTACTER
 IN CASE OF DOUBT, PLEASE ASK

- REFERENCES :
- MPOP5720/E EMETTEUR / TRANSMITTER 868MHz (European Regulation)
 - MPOP5720/U EMETTEUR / TRANSMITTER 915MHz (US&Canadian Regulations)
 - MPOP5721/E RECEPTEUR / RECEIVER 868MHz (European Regulation)
 - MPOP5721/U RECEPTEUR / RECEIVER 915MHz (US&Canadian Regulations)
 - MPOP5722/E KIT 868MHz (= MPOP5720/E + MPOP5721/E, European Regulation)
 - MPOP5722/U KIT 915MHz (= MPOP5720/U + MPOP5721/U , US&Canadian Regulations)

This drawing is our property. It can't be reproduced or communicated without our written agreement.		MAX POWER		
DRAWN BY PBE		DRAWING TITLE KIT TELECOMMANDE REMOTE CONTROL KIT		
CHECKED BY XXX	DATE xxx	SIZE A3	DRAWING NUMBER 312973&312974	REV A
DESIGNED BY XXX	DATE xxx	SCALE 1:1	WEIGHT (kg) XXX	SHEET 1/1

H G F E D C B A

1